

TYANSHINE 广州市添鑫光电有限公司
Guangzhou Tianxin Photoelectric Co., Ltd

TYANSHINE 广州市添鑫光电有限公司
Guangzhou Tianxin Photoelectric Co., Ltd

TYANSHINE 广州市添鑫光电有限公司
Guangzhou Tianxin Photoelectric Co., Ltd

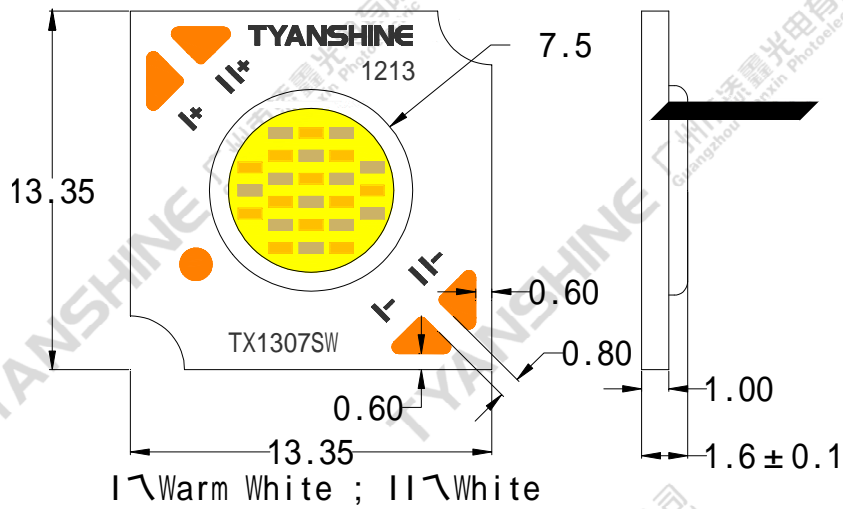
TYANSHINE 广州市添鑫光电有限公司
Guangzhou Tianxin Photoelectric Co., Ltd

TYANSHINE 广州市添鑫光电有限公司
Guangzhou Tianxin Photoelectric Co., Ltd

TYANSHINE 广州市添鑫光电有限公司
Guangzhou Tianxin Photoelectric Co., Ltd

TYANSHINE 广州市添鑫光电有限公司
Guangzhou Tianxin Photoelectric Co., Ltd

Package Dimensions:



Notes:

- 1.All dimensions are in millimeters .
- 2.Tolerances unless otherwise mentioned are ±0.25mm .

Code Formats:

TX-1307SW08A-2860V36-10H80

TX	—	13	07	SW	08	A	—	2860	V36	—	10	H80
TYANSHINE	—	series	watt typ	performance	LES	texture	—	CCT	VOLTs	—	BOM	Ra

Absolute Maximum Ratings

Parameter	Symbol	Ratings	Unit
Forward Current	IF	250	mA
Reverse Voltage	V _R	Not designed for reverse operation	V
Power Dissipation	P _D	S	9
		W	9
		S+W	9
Junction Temperature	T _J	S	135
		W	135
Case Temperature (C)	T _c	85	"
Electrostatic Discharge Threshold (ESD)	ESD	2000	V
Storage Temperature	T _{stg}	-30~+100	"
Operation Temperature	T _{opr}	-30~+80	"

Notes:

- Specifications are subject to change without notice.
- The data on this specification is for reference only and the actual data is in accordance with the acknowledgment.
- Precautions for ESD:
 STATIC SHIELD Electricity and surge damages the LED. It is recommended to use a wrist band or anti-electrostatic glove when handling the LED. All devices, equipment and machinery must be properly grounded.

Electrical Optical Characteristics (Tc=25°C)

Parameter	Symbol	Condition	Emitting color	Min.	Typ.	Max.	Units
Luminous Flux	v	If=200mA	S	—	700	—	lm
			W	—	—	—	
Forward Voltage	V _f		S	34	36	38	V
			W	34	36	38	
Correlated Colour Temperature	CCT		S	—	2800	—	K
			W	—	6000	—	
Viewing Angle at 50°IV	2 1/2		S	—	115	—	Deg
			W	—	115	—	
Reverse Current	I _R		—	—	—	—	μA
Thermal Resistance Junction to Case	R _{JC}		S	—	2.07	—	K/W
		W	—	2.07	—		
Temperature Coefficient of Voltage	V _A F/T	S	—	-15	—	mV/°C	
		W	—	-15	—		
Color Rendering Index	Ra	S	—	80	—	—	
		W	—	80	—		

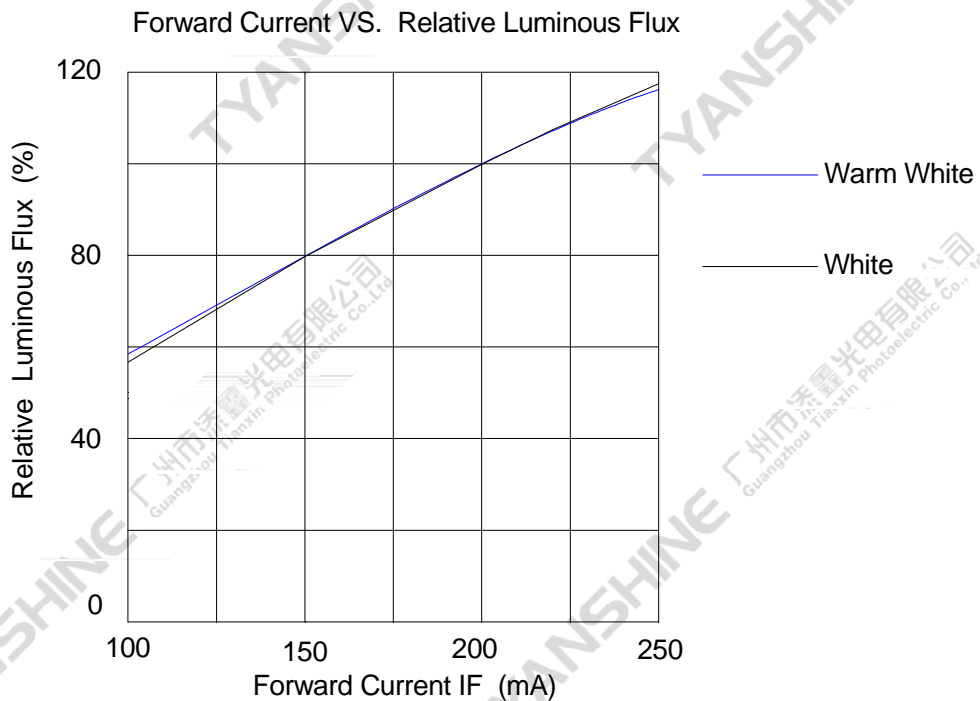
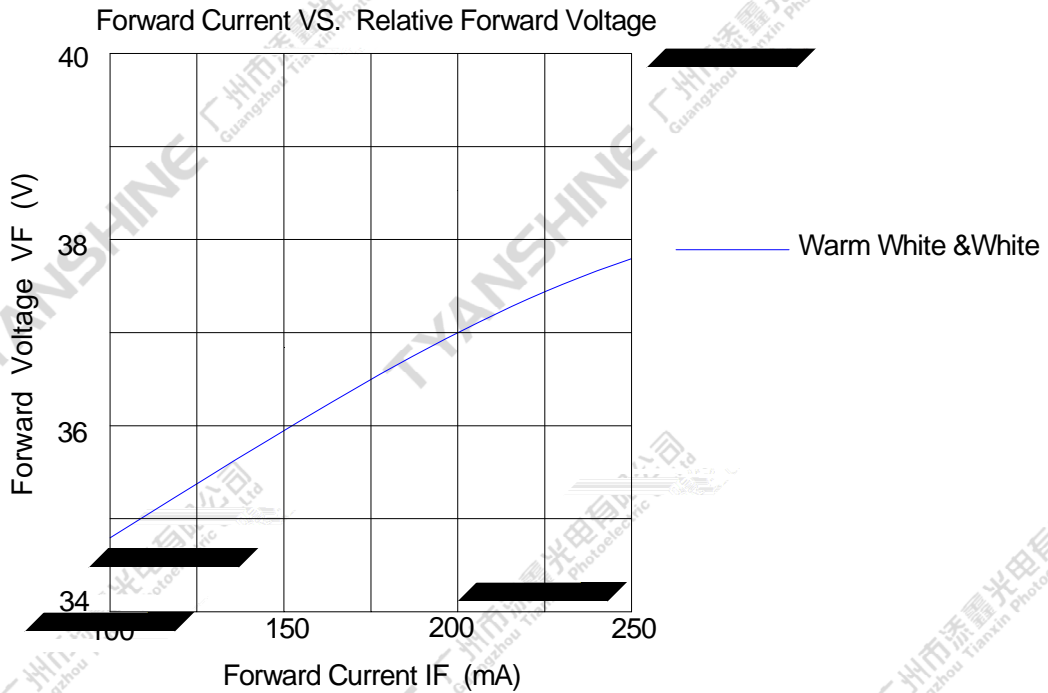
Notes:

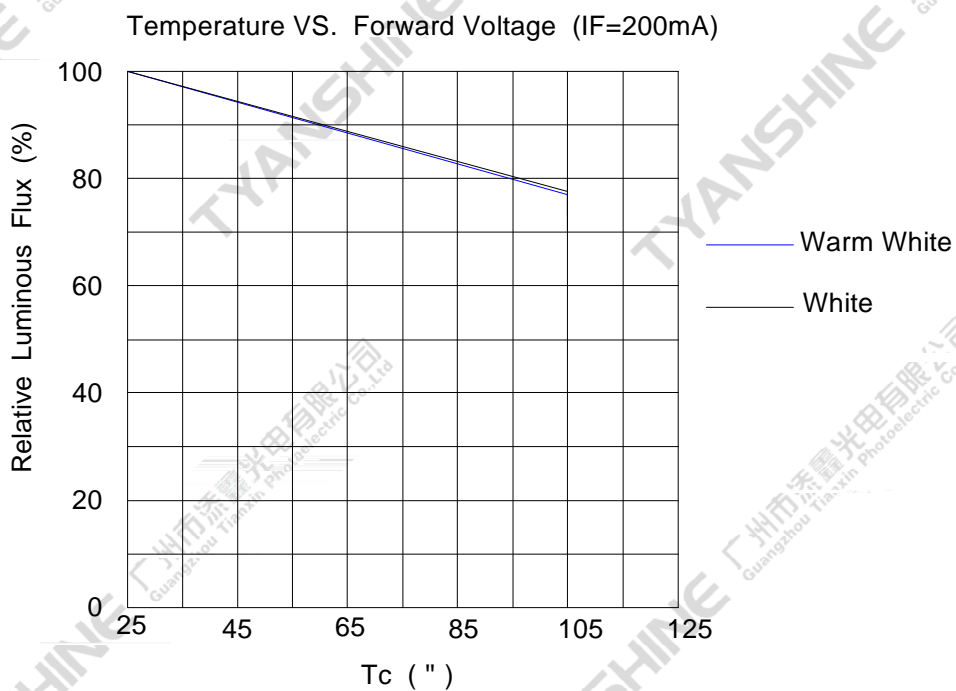
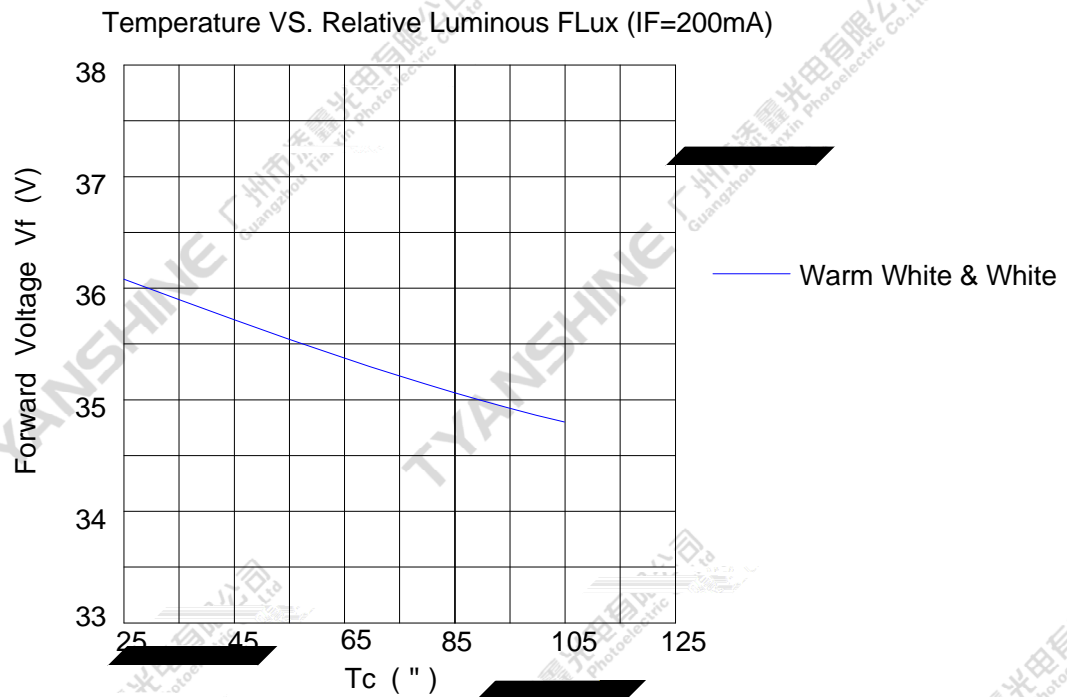
- 1.Luminous intensity is measured with a light sensor and filter combination that approximates the CIE eye-response curve.
2. 1/2 is the off-axis angle at which the luminous intensity is half the axial luminous intensity.
- 3.Luminous flux measurement tolerance:±15%.
- 4.Forward voltage measurement tolerance:±3%.
- 5.Ra measurement tolerance: ± 2.

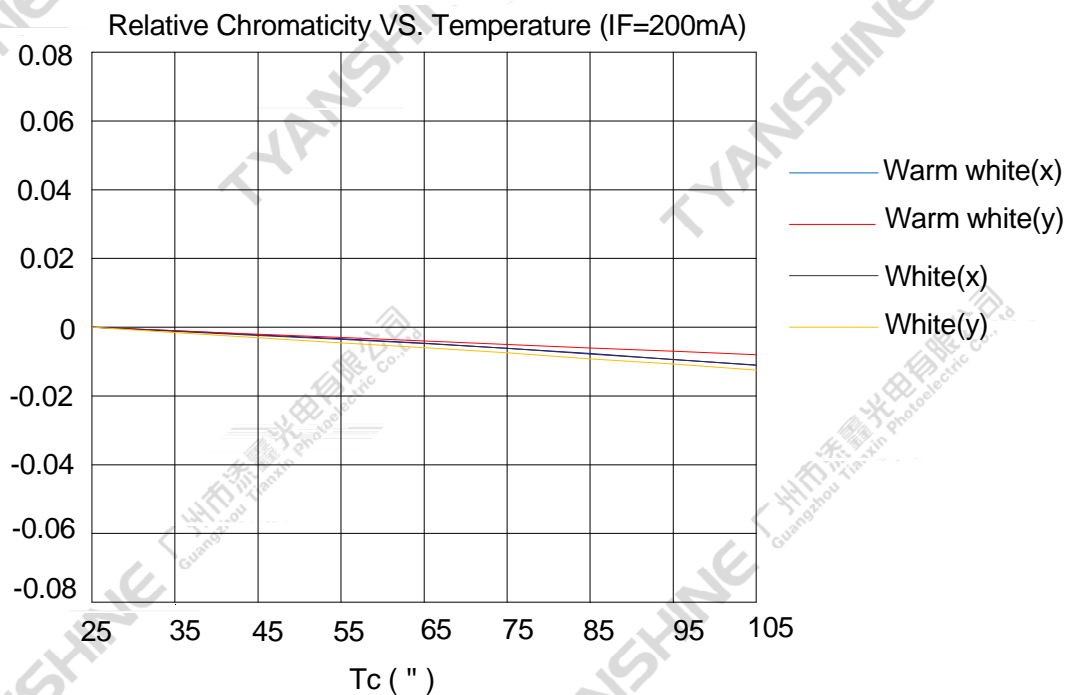
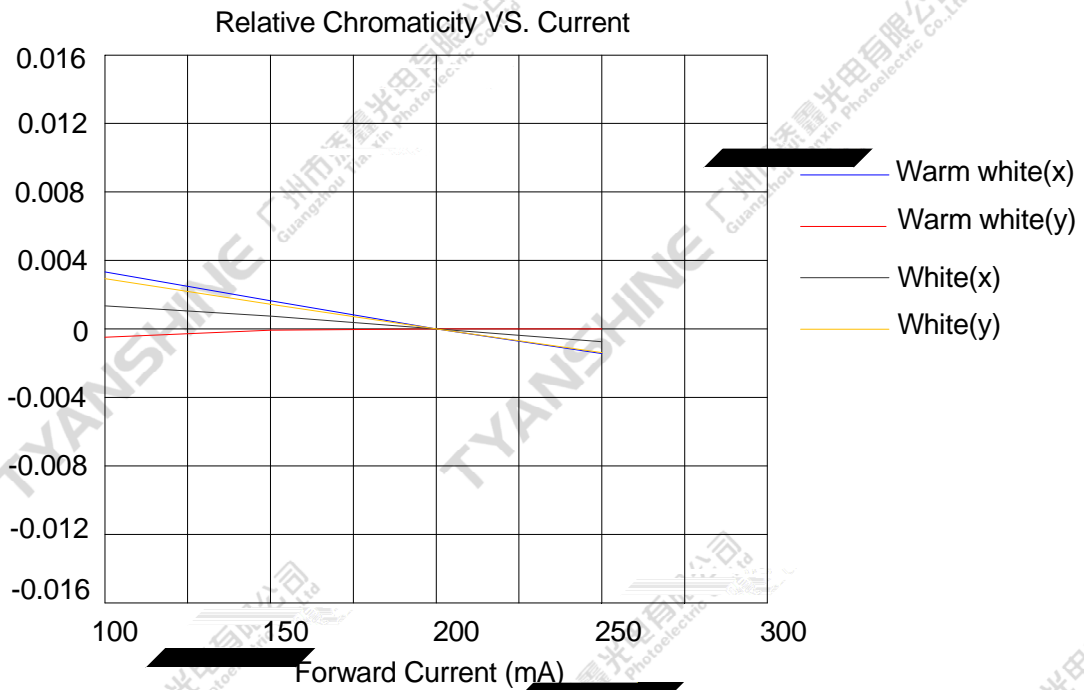
Part No.	TX-1307SW08A-2860V36-10H80	Spec No.	WKF-BF0333	Page	4 of 10
----------	----------------------------	----------	------------	------	---------

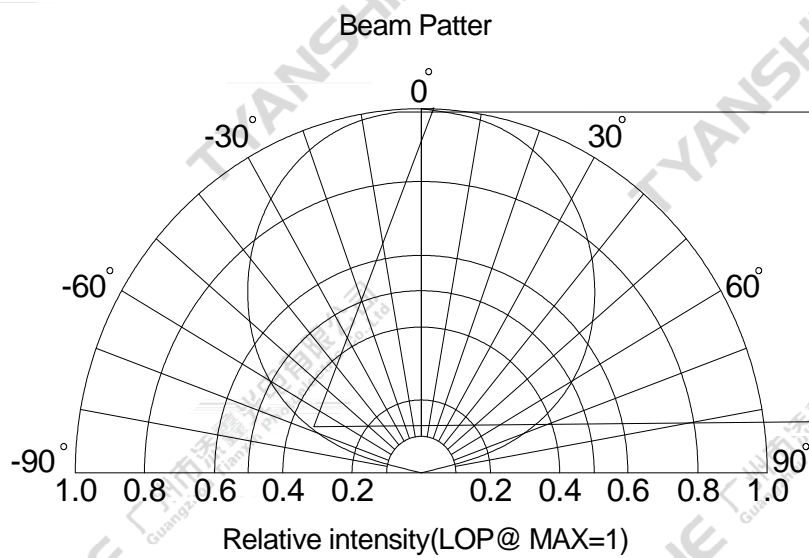
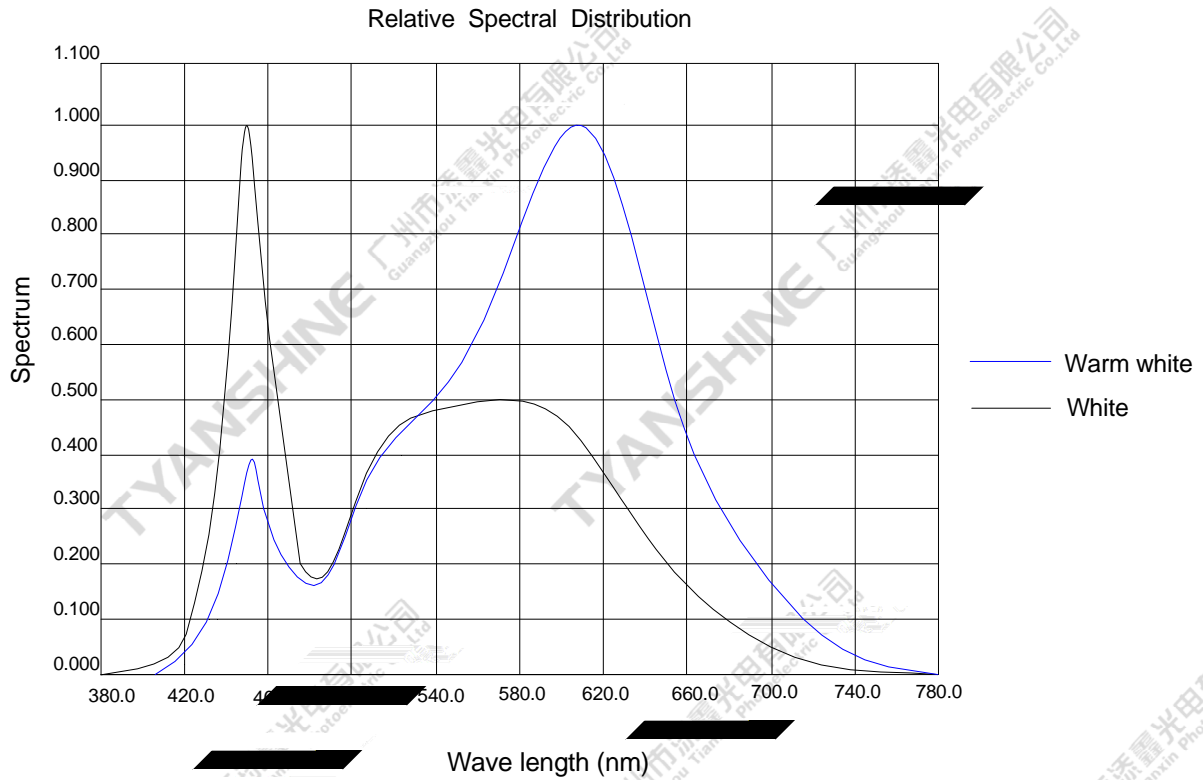
Typical Electrical/Optical Characteristics Curves

(25 °C Ambient Temperature Unless Otherwise Noted)









Chromaticity Coordinates 哎 **Condition IF=200mA Tc=25 " 唉**

