

Provide uniform cross distribution of positive white and warm white dual color scheme, mixed pure.
 High luminous output.
 No UV.
 Encapsulated materials are environmentally certified and meet environmental requirements.

Red: AlInGaP
 Green: GaInN
 Blue: GaInN
 White: GaInN

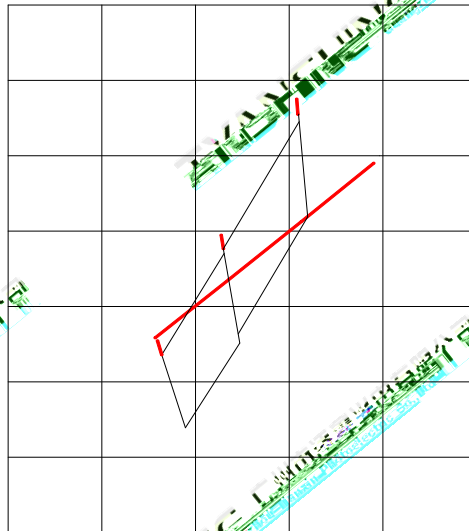
Red R
 Green G
 Blue B
 White W

Auxiliary lighting
 Ambient lighting
 Architectural lighting
 Entertainment lighting

Forward Current	IF	R	3.2	A
		B	4.0	
		G	4.0	
		W	4.0	
Reverse Voltage	V _R	Not designed for reverse operation		V
Power Dissipation	P _D	R	9.5	W
		B	16	
		G	15	
		W	16	
Junction Temperature	T _j	R	125	
		B	150	
		G	150	
		W	150	
Electrostatic Discharge Threshold (ESD)	ESD		2000	V
Storage Temperature(Only for LED, not including packaging)	T _{stg}		-40~+85	
Operation Temperature	T _{opr}		-40~+85	
<p>1.Specifications are subject to change without notice.</p> <p>2.The data on this specification is for reference only and the actual data is in accordance with the acknowledgment.</p> <p>3.Precautions for ESD: STATIC SHIELD Electricity and surge damages the LED. It is recommended to use a wrist band or anti-electrostatic glove when handling the LED. All devices, equipment and machinery must be properly grounded.</p>				
Part No.	TX-5060RBGW50FC120-NUVENG-01	Spec No.	PE-B20240725-3	Page 3 of 10

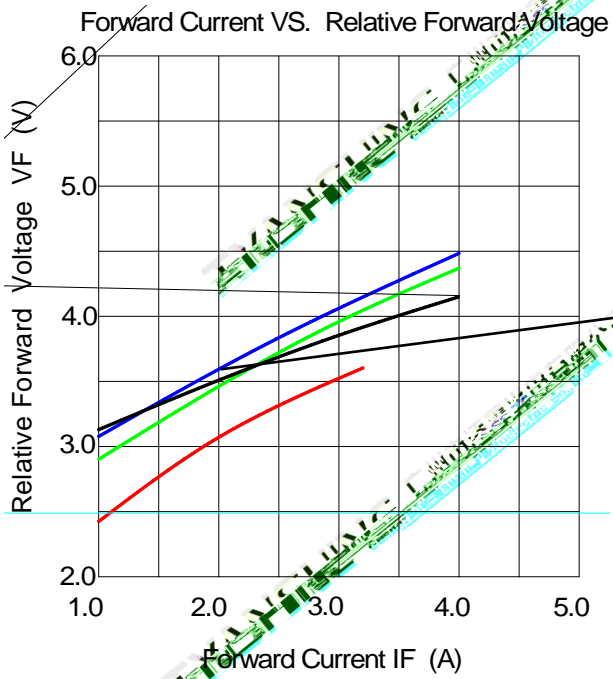
Luminous Flux			R	105	125	140	lm	
			B	40	45	50		
			G	220	255	280		
			W	280	320	360		
Forward Voltage	V _f		R	2.0	—	2.8	V	
			B	2.9	—	3.8		
			G	2.8	—	3.7		
			W	2.9	—	3.8		
Dominant Wavelength	λ _d	If=1.0A	R	622	625	628	nm	
			B	450	453	456		
			G	522	527	532		
Peak-emission Wavelength	p	If=1.0A	R	630	633	636	nm	
			B	445	448	451		
			G	516	521	526		
Correlated Colour Temperature	CCT		W	6000	—	7000	K	
Color Rendering Index	Ra		W	—	—	—	—	
Viewing Angle at 50° IV	2 1/2			—	120	—	Deg	
Reverse Current	V _R =5V	If=1.0A	R	—	—	2	μA	
			B	—	—	2		
	G		—	—	2			
	—		W	Not designed for reverse operation				
Thermal Resistance Junction to Case	R _{J-C}	—	R	—	—	—	K/W	
			B	—	—	—		
			G	—	—	—		
			W	—	—	—		
Temperature Coefficient of Voltage	V F/T	If=1.0A	R	—	-7.07	—	mV/	
			B	—	-8.03	—		
			G	—	-9.12	—		
			W	—	-5.4	—		
Part No.	TX-5060RBGW50FC120-NUVENG-01			Spec No.	PE-B20240725-3		Page	4 of 10

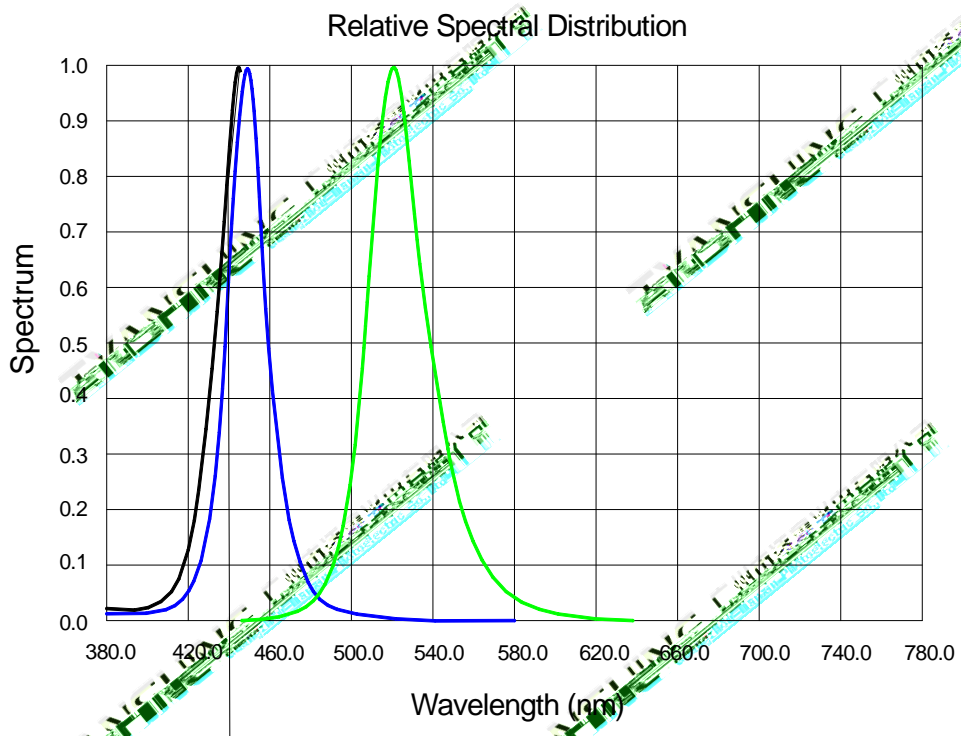
1. Luminous intensity is measured with a light sensor and filter combination that approximates the CIE eye-response curve.
2. $\theta_{1/2}$ is the off-axis angle at which the luminous intensity is half the axial luminous intensity.
3. Luminous flux measurement tolerance: $\pm 10\%$.
4. Forward voltage measurement tolerance: $\pm 3\%$.
5. Ra measurement tolerance: $\pm 2\%$.

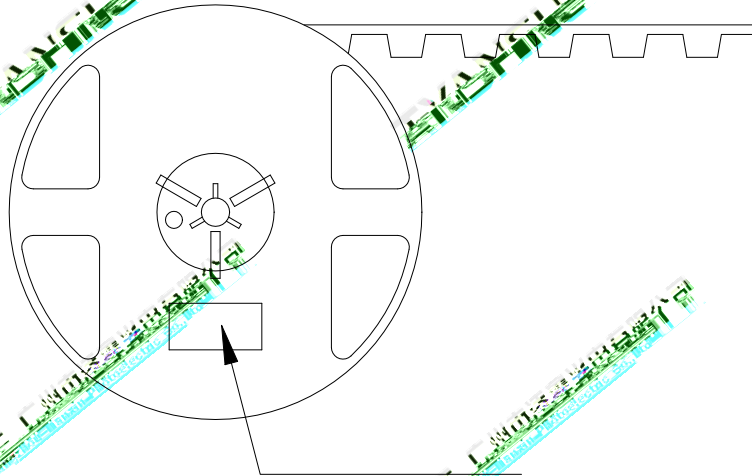
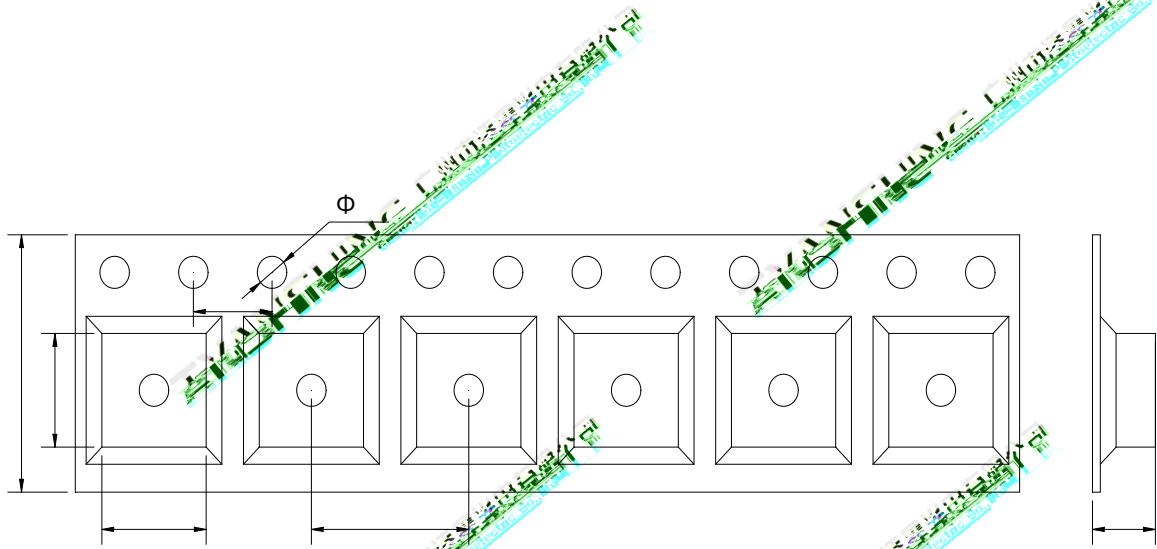


Region	CCT Range		X1	Y1	X2	Y2	X3	Y3	X4	Y4
	Min	Max								
1D	6000K	6500K	0.3220	0.3319	0.3211	0.3445	0.3130	0.3276	0.3146	0.3163
1A	6500K	7000K	0.3147	0.3151	0.3131	0.3270	0.3064	0.3136	0.3089	0.3039

(25 Ambient Temperature Unless Otherwise Noted)







1. All dimensions are in millimeters.
2. Tolerances are ± 2.0 mm unless otherwise noted.
3. The products are packaged together with silica gel, Transport, not to the weight of welding LED light-emitting area. As a result of the weight of LED light-emitting zone in the quality of, Irresponsible of the Company.

